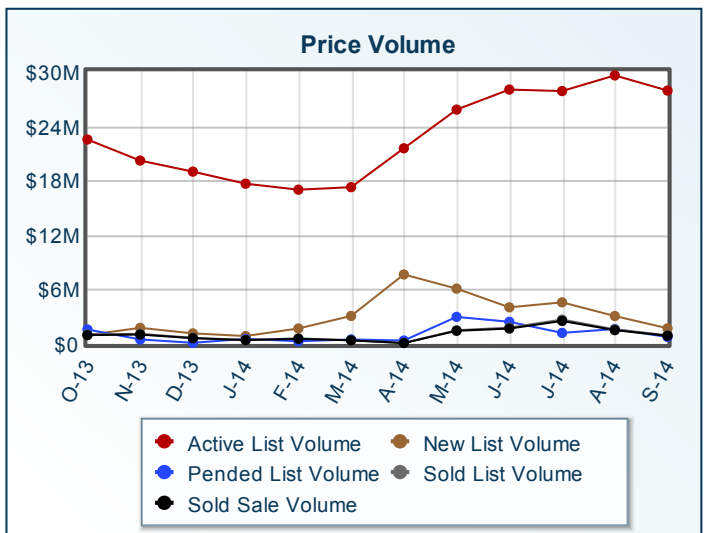
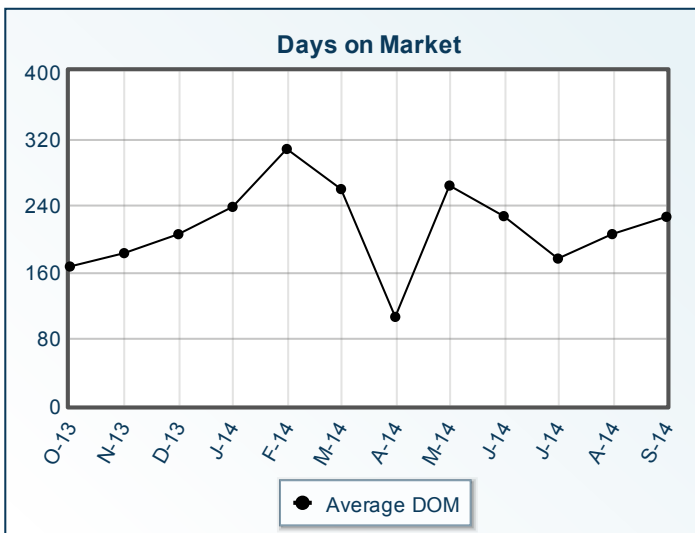
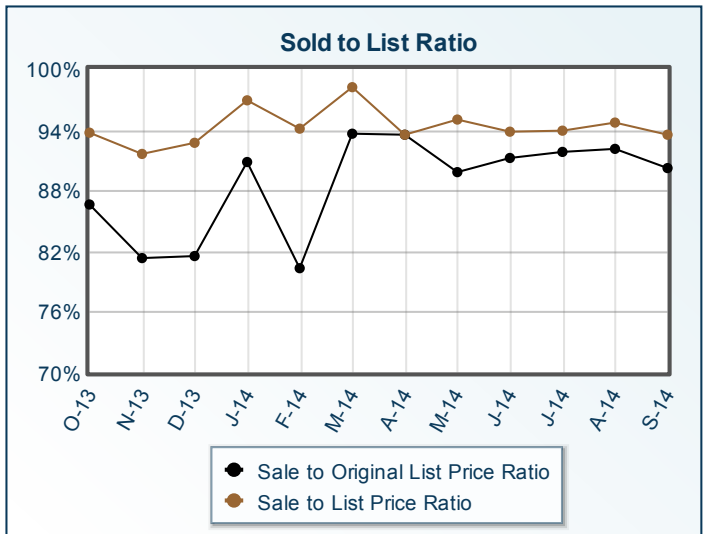
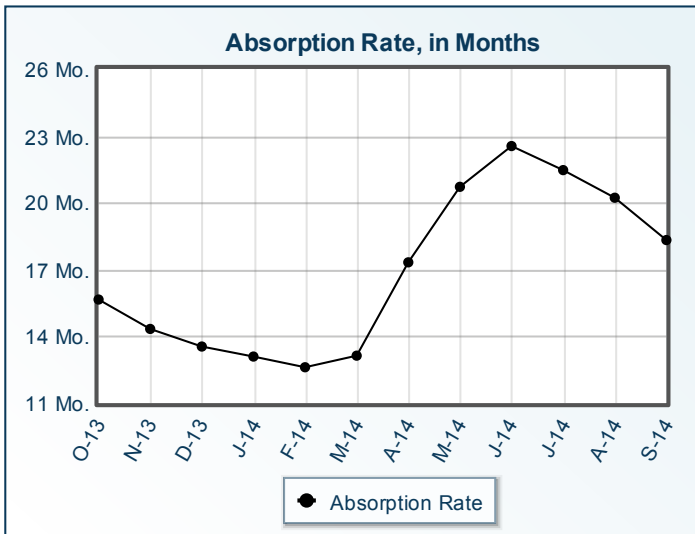
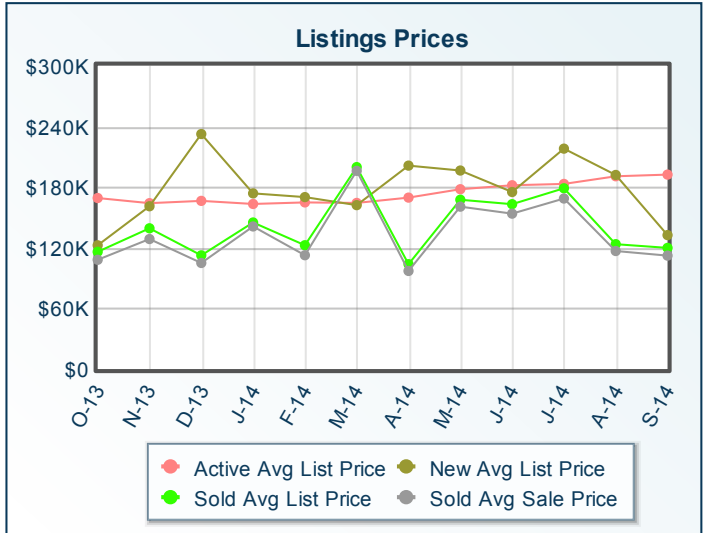
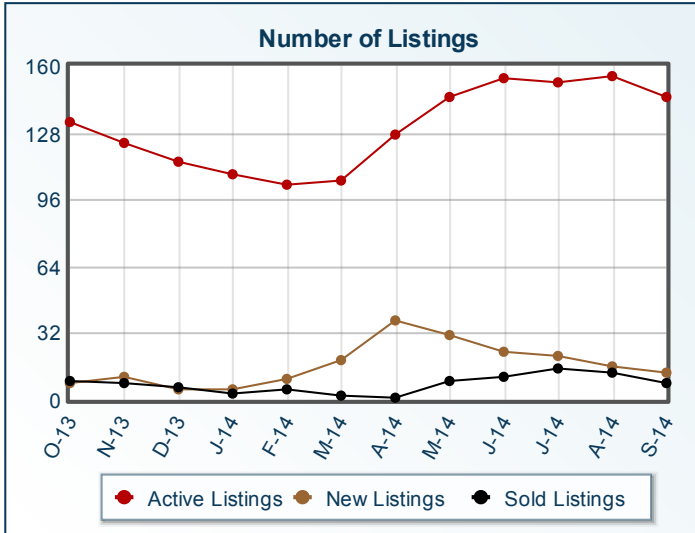


# Market Summary

Canadian Lakes Residential, September 2014



<b>Summary Statistics</b>						
	<b>Sep-14</b>	<b>Sep-13</b>	<b>% Chg</b>	<b>2014 YTD</b>	<b>2013 YTD</b>	<b>% Chg</b>
Absorption Rate	18.32	17.65	3.80	17.71	17.51	1.14
Average List Price	\$192,279	\$168,703	13.98	\$177,188	\$173,870	1.91
Median List Price	\$172,900	\$149,700	15.50	\$159,450	\$155,500	2.54
Average Sale Price	\$112,163	\$154,319	-27.32	\$142,606	\$152,630	-6.57
Median Sale Price	\$112,000	\$154,900	-27.70	\$135,000	\$140,950	-4.22
Average CDOM	0	0	0.00	N/A	N/A	N/A
Median CDOM	240	140	71.43	N/A	N/A	N/A

	<b>Sold Listings</b>			<b>Year to Date</b>		
	<b>This Month</b>			<b>Year to Date</b>		
	<b>2014</b>	<b>2013</b>	<b>% Chg</b>	<b>2014</b>	<b>2013</b>	<b>% Chg</b>
0-29,999	0	0	0.0	0	0	0.0
30,000-39,999	0	0	0.0	1	1	0.0
40,000-49,999	1	1	0.0	1	2	-50.0
50,000-59,999	1	0	N/A	1	5	-80.0
60,000-69,999	0	0	0.0	2	1	100.0
70,000-79,999	0	0	0.0	5	3	66.7
80,000-89,999	2	2	0.0	5	8	-37.5
90,000-99,999	0	1	-100.0	7	3	133.3
100,000-119,999	0	1	-100.0	6	4	50.0
120,000-139,999	1	0	N/A	9	11	-18.2
140,000-159,999	2	2	0.0	10	9	11.1
160,000-179,999	0	3	-100.0	6	7	-14.3
180,000-199,999	1	0	N/A	3	3	0.0
200,000-249,999	0	1	-100.0	6	12	-50.0
250,000-299,999	0	1	-100.0	1	2	-50.0
300,000-399,999	0	1	-100.0	4	4	0.0
400,000-499,999	0	0	0.0	0	1	-100.0
500,000+	0	0	0.0	0	0	0.0
<b>Totals</b>	<b>8</b>	<b>13</b>	<b>-38.5</b>	<b>67</b>	<b>76</b>	<b>-11.8</b>

	<b>Pending Listings</b>			<b>Year to Date</b>		
	<b>This Month</b>			<b>Year to Date</b>		
	<b>2014</b>	<b>2013</b>	<b>% Chg</b>	<b>2014</b>	<b>2013</b>	<b>% Chg</b>
0-29,999	0	0	0.0	0	0	0.0
30,000-39,999	0	0	0.0	0	1	-100.0
40,000-49,999	0	1	-100.0	1	2	-50.0
50,000-59,999	1	0	N/A	1	4	-75.0
60,000-69,999	0	2	-100.0	3	4	-25.0
70,000-79,999	1	0	N/A	6	1	500.0
80,000-89,999	1	0	N/A	6	2	200.0
90,000-99,999	1	1	0.0	8	8	0.0
100,000-119,999	0	1	-100.0	8	7	14.3
120,000-139,999	0	0	0.0	7	3	133.3
140,000-159,999	1	2	-50.0	10	14	-28.6
160,000-179,999	0	1	-100.0	8	4	100.0
180,000-199,999	0	0	0.0	1	8	-87.5
200,000-249,999	0	2	-100.0	8	10	-20.0
250,000-299,999	1	0	N/A	2	5	-60.0
300,000-399,999	0	0	0.0	4	5	-20.0
400,000-499,999	0	0	0.0	0	1	-100.0
500,000+	0	0	0.0	0	0	0.0
<b>Totals</b>	<b>6</b>	<b>10</b>	<b>-40.0</b>	<b>73</b>	<b>79</b>	<b>-7.6</b>

	<b>Active Listings</b>			<b>Year to Date</b>		
	<b>This Month</b>			<b>Year to Date</b>		
	<b>2014</b>	<b>2013</b>	<b>% Chg</b>	<b>2014</b>	<b>2013</b>	<b>% Chg</b>
0-29,999	1	2	-50.0	4	4	0.0
30,000-39,999	0	0	0.0	0	1	-100.0
40,000-49,999	2	2	0.0	4	4	0.0
50,000-59,999	4	2	100.0	7	6	16.7
60,000-69,999	6	4	50.0	9	8	12.5
70,000-79,999	8	6	33.3	15	7	114.3
80,000-89,999	4	7	-42.9	13	14	-7.1
90,000-99,999	6	10	-40.0	15	17	-11.8
100,000-119,999	7	19	-63.2	19	30	-36.7
120,000-139,999	15	17	-11.8	32	35	-8.6
140,000-159,999	15	17	-11.8	30	35	-14.3
160,000-179,999	12	13	-7.7	31	28	10.7
180,000-199,999	7	14	-50.0	14	29	-51.7
200,000-249,999	31	17	82.4	48	42	14.3
250,000-299,999	8	8	0.0	14	17	-17.6
300,000-399,999	15	9	66.7	23	17	35.3
400,000-499,999	1	2	-50.0	3	4	-25.0
500,000+	3	1	200.0	3	3	0.0
<b>Totals</b>	<b>145</b>	<b>150</b>	<b>-3.3</b>	<b>284</b>	<b>301</b>	<b>-5.6</b>

	<b>New Listings</b>			<b>Year to Date</b>		
	<b>This Month</b>			<b>Year to Date</b>		
	<b>2014</b>	<b>2013</b>	<b>% Chg</b>	<b>2014</b>	<b>2013</b>	<b>% Chg</b>
0-29,999	1	0	N/A	2	1	100.0
30,000-39,999	0	0	0.0	0	0	0.0
40,000-49,999	1	0	N/A	3	2	50.0
50,000-59,999	2	0	N/A	5	4	25.0
60,000-69,999	0	0	0.0	6	8	-25.0
70,000-79,999	2	0	N/A	11	3	266.7
80,000-89,999	0	1	-100.0	5	8	-37.5
90,000-99,999	1	1	0.0	7	11	-36.4
100,000-119,999	0	0	0.0	8	24	-66.7
120,000-139,999	1	2	-50.0	19	23	-17.4
140,000-159,999	1	0	N/A	18	22	-18.2
160,000-179,999	2	1	100.0	20	19	5.3
180,000-199,999	0	2	-100.0	4	19	-78.9
200,000-249,999	0	3	-100.0	35	27	29.6
250,000-299,999	1	0	N/A	10	11	-9.1
300,000-399,999	1	0	N/A	20	9	122.2
400,000-499,999	0	0	0.0	1	1	0.0
500,000+	0	0	0.0	2	2	0.0
<b>Totals</b>	<b>13</b>	<b>10</b>	<b>30.0</b>	<b>176</b>	<b>194</b>	<b>-9.3</b>

All information deemed materially reliable but not guaranteed. Interested parties are encouraged to verify all information. Copyright 2014 SWMRIC, LLC All rights reserved. The property on this sheet has been made available on 10/23/2014, 11:25 AM and may not be listed by the office/agent presenting this information.